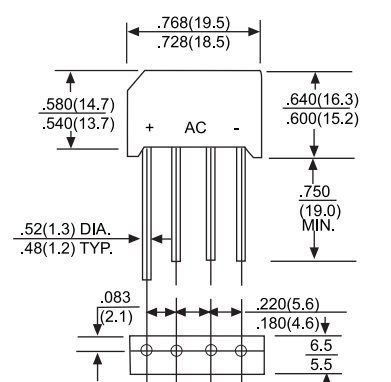


KBL4/RS4L/KBL6 SERIES

<p>SINGLE PHASE 4.0/6.0 AMPS. SILICON BRIDGE RECTIFIERS</p>	<p>Voltage Range 50 to 1000 Volts Current 4.0/6.0 Amperes</p>
<p>FEATURES</p> <ul style="list-style-type: none"> ● Surge overload rating - 200 amperes peak ● Ideal for printed circuit board ● Plastic material has Underwriters Laboratory Flammability Classification 94V-0 ● Mounting Position:Any 	

MAXIMUM RATINGS AND ELECTRICAL CHARACTERISTICS

Rating at 25°C ambient temperature unless otherwise specified.
Single phase, half wave, 50Hz, resistive or inductive load.
For capacitive load, derate current by 20%

Type Number								UNITS	
	KBL6005	KBL601	KBL602	KBL604	KBL606	KBL608	KBL610		
	RS401L	RS402L	RS403L	RS404L	RS405L	RS406L	RS407L		
	KBL4005	KBL401	KBL402	KBL404	KBL406	KBL408	KBL410		
Maximum Repetitive Peak Reverse Voltage	V _{RRM}	50	100	200	400	600	800	1000	V
Maximum RMS Bridge Voltage	V _{RMS}	35	70	140	280	420	560	700	V
Maximum DC Blocking Voltage	V _{DC}	50	100	200	400	600	800	1000	V
Maximum Average Forward Current @ TA=50°C TA (Note 1)	KBL4 KBL6 I _{F(AV)}							4.0 6.0	A
Peak Forward Surge Current, 8.3ms single half sine-wave super imposed on rated load	KBL4 KBL6 I _{FSM}							150 200	A
Maximum DC Reverse Voltage Drop Per Leg	KBL4@4.0A KBL6@6.0A V _F							1.0 1.05	V
Maximum Reverse Current at Rated DC Blocking Voltage	TA=25°C TA=100°C I _R							10.0 500	µA
Operating and Storage Temperature Range TA	T _J ,T _{STG}							-55 to+150	°C

NOTES: 1. Mounting conditions,0.5" lead length maximum.

RATING AND CHARACTERISTIC CURVES KBL4/RS4L/KBL6 SERIES

FIG.1 - MAXIMUM FORWARD SURGE CURRENT

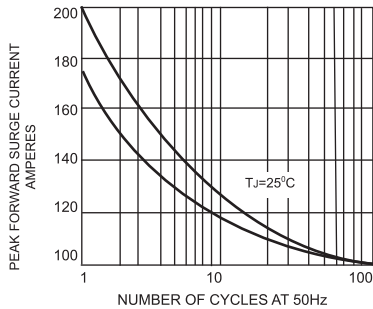


FIG.2 - DERATING CURVE
OUTPUT RECTIFIED CURRENT

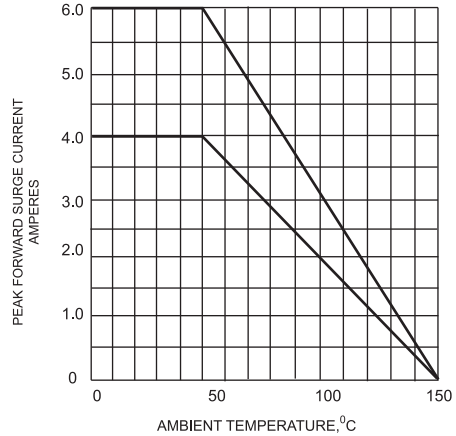


FIG.3 - TYPICAL FORWARD
CHARACTERISTICS

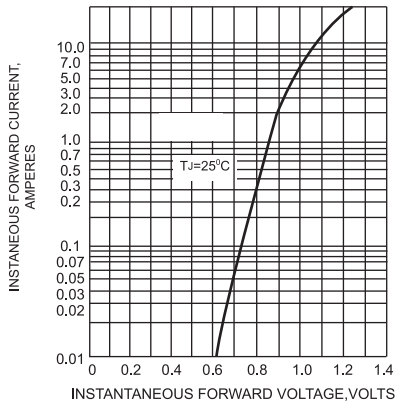


FIG.4 - TYPICAL REVERSE
CHARACTERISTICS

