

## KBP2005 THRU KBP210

GLASS PASSIVATED BRIDGE RECTIFIERS

REVERSE VOLTAGE- 50 to 1000 Volts

FORWARD CURRENT- 2.0 Amperes

### FEATURES

Surge overload rating -60 amperes peak

Ideal for printed circuit board

Plastic material has Underwriters Laboratory

flammability classification 94V-0

Mounting position :Any

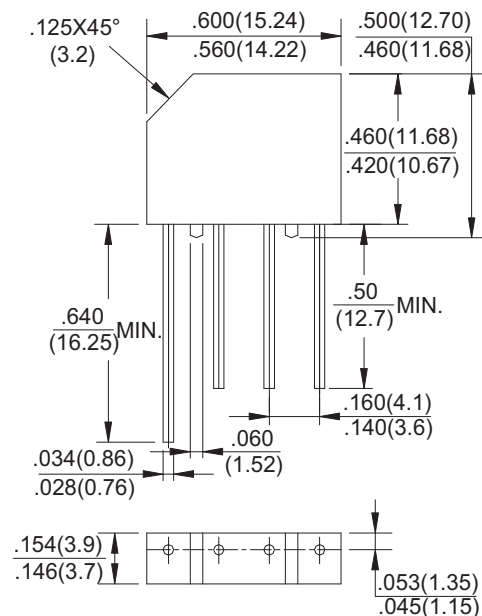
Weight: 0.07ounces ,1.95grams

### MAXIMUM RATINGS AND ELECTRICAL CHARACTERISTICS

Rating at 25°C ambient temperature unless otherwise specified.

Resistive or inductive load,60HZ.

For capacitive load, derate current by 20%



Dimensions in inches and (millimeters)

CHARACTERISTICS	SYMBOL	KBP 2005	KBP 201	KBP 202	KBP 204	KBP 206	KBP 208	KBP 210	UNIT
Maximum Recurrent Peak Reverse Voltage	V <sub>RRM</sub>	50	100	200	400	600	800	1000	V
Maximum RMS Bridge Input Voltage	V <sub>RMS</sub>	35	70	140	280	420	560	700	V
Maximum DC Blocking Voltage	V <sub>DC</sub>	50	100	200	400	600	800	1000	V
Maximum Average Forward Rectified Output Current @T <sub>A</sub> =50 °C	I <sub>(AV)</sub>	2.0							A
Peak Forward Surge Current , 8.3ms Single Half Sine-Wave Super Imposed on Rated Load	I <sub>FSM</sub>	60							A
Maximum Forward Voltage Drop Per Bridge Element at 2.0A Peak	V <sub>F</sub>	1.1							V
Maximum Reverse Current at Rated DC Blocking Voltage Per Element	I <sub>R</sub>	10.0							uA
Maximum Reverse Current at Rated DC Blocking Voltage Per Element @T <sub>A</sub> =100°C	I <sub>R</sub>	1.0							mA
Operating Temperature Range T <sub>J</sub>	T <sub>J</sub>	-55 to +150							°C
Storage Temperature Range T <sub>A</sub>	T <sub>STG</sub>	-55 to +150							°C

**GLASS PASSIVATED BRIDGE RECTIFIERS  
 RATING AND CHARACTERISTIC CURVES**

FIG.1-DERATING CURVE  
 OUTPUT RECTIFIED CURRENT

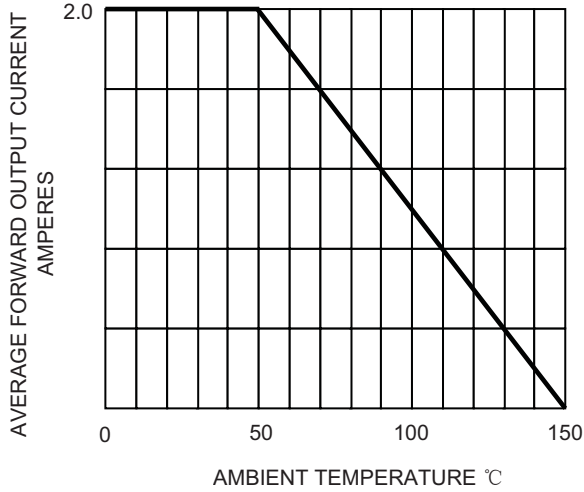


FIG.2-TYPICAL FORWARD CHARACTERISTICS

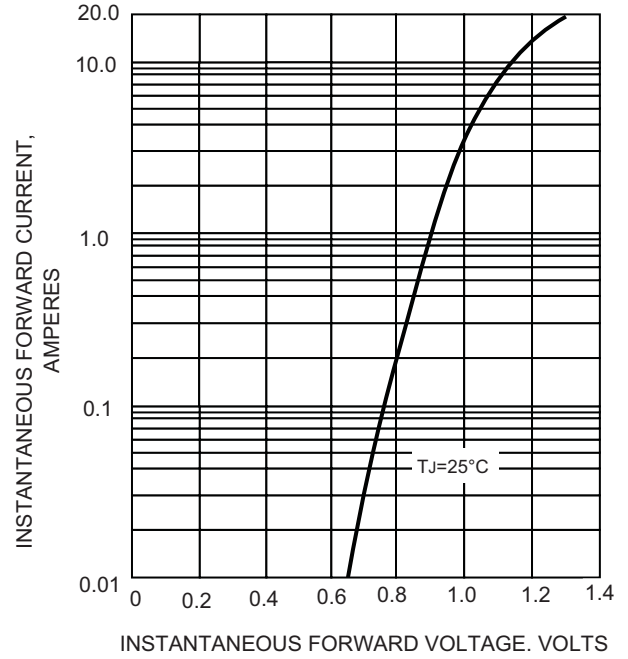


FIG.3-TYPICAL REVERSE CHARACTERISTICS

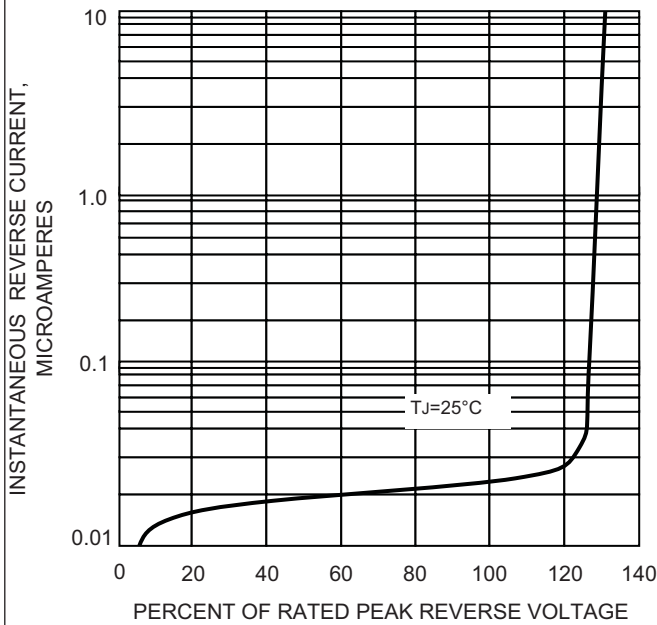


FIG.4-MAXIMUM FORWARD SURGE CURRENT

